

National TIM Responder Training Program Implementation Progress

- As of July 15, 2020



Train-the-Trainer Sessions

- **465** sessions with **12,742** participants
- **23%** of participants have provided training



In-Person Responder Training

- **17,051** sessions with **389,431** participants



Web-Based Training (WBT)

- **80,674** total | **54,535** NHI | **8,063** Other
- **18,076** ERSI Responder Safety Learning Network



Total Trained: 482,847

TIM Responder Struck-By Fatalities

SURVIVAL ALERT UPDATE

- 27 fatalities have occurred since Jan 1, 2020.

3 - Firefighters/EMS Personnel

11 - Law Enforcement Officers

11 - Towing & Recovery Personnel

0 - Mobile Mechanics

2 - DOT/SSP

0 – DPW

➤ **Injuries could be 100 times greater!**

Call to Action! Consider Web-Based Training Options:

- https://www.nhi.fhwa.dot.gov/course-search?course_no=133126A
- <https://learning.respondersafety.com/Clusters/National-TIM-Training-Certificate.aspx>
- [Struck-By Line of Duty Death-www.respondersafety.com/FatalityReports](https://www.respondersafety.com/FatalityReports)

Training Totals

Training Totals

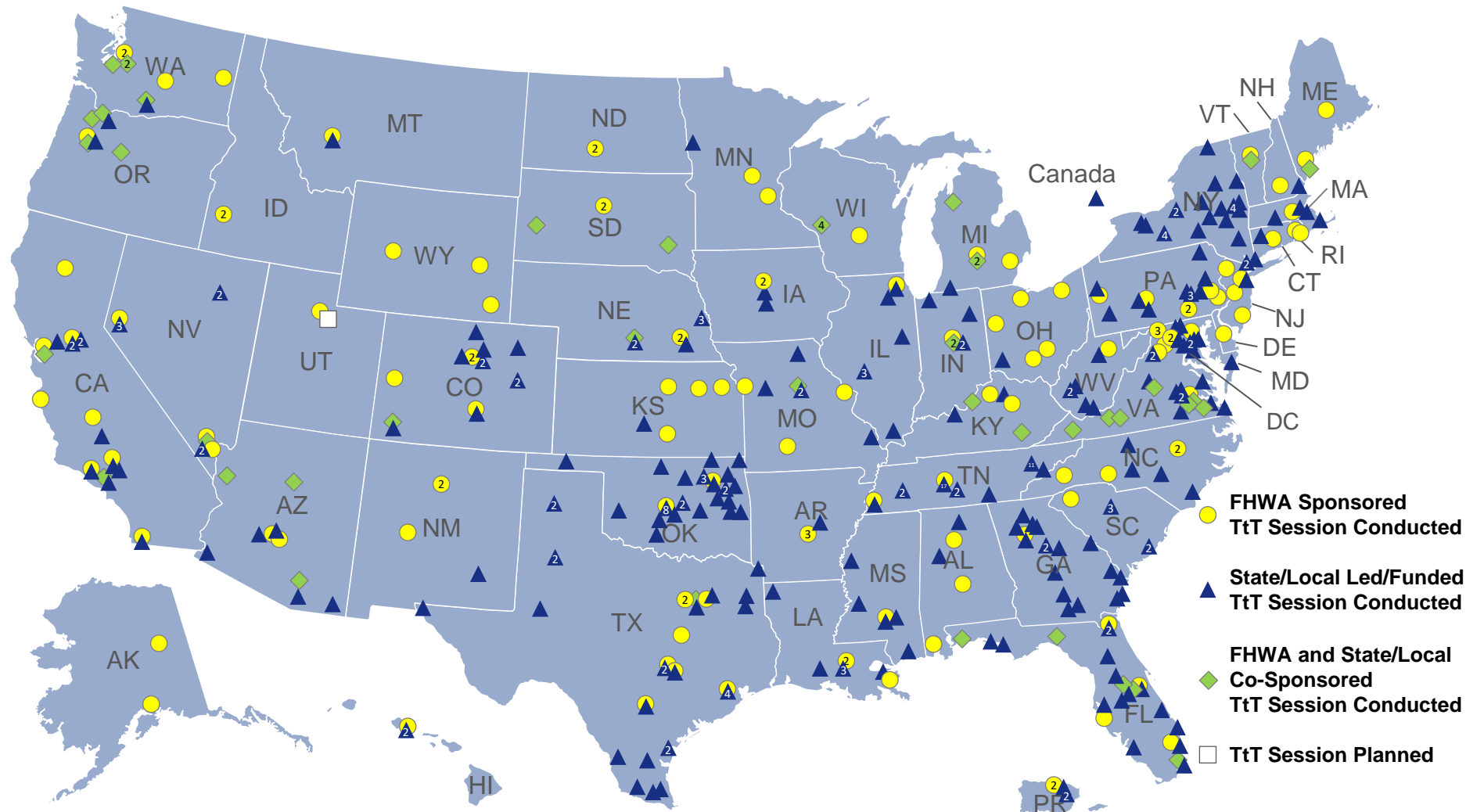
Discipline	Train-the-Trainer	Responder Training	Web-Based Training*	Total	Percent
Law Enforcement	4,028	114,836	7,699	126,563	26.2%
Fire/Rescue	4,229	157,846	37,765	199,840	41.4%
Towing and Recovery	725	33,723	7,366	41,814	8.7%
EMS	718	23,414	12,211	36,343	7.5%
Transportation/Public Works	2,162	45,930	1,404	49,496	10.3%
Other Disciplines	880	13,682	14,229	28,791	6.0%
Total Trained	12,742	389,431	80,674	482,847	100.0%
Number of Sessions	465	17,051	--	--	--

* The National Highway Institute WBT total for the time period between 10/01/14 and 09/30/16 is reported as "Other Disciplines"

TIM Training Program Implementation Progress

Train-the-Trainer (TtT) Sessions

- As of July 15, 2020

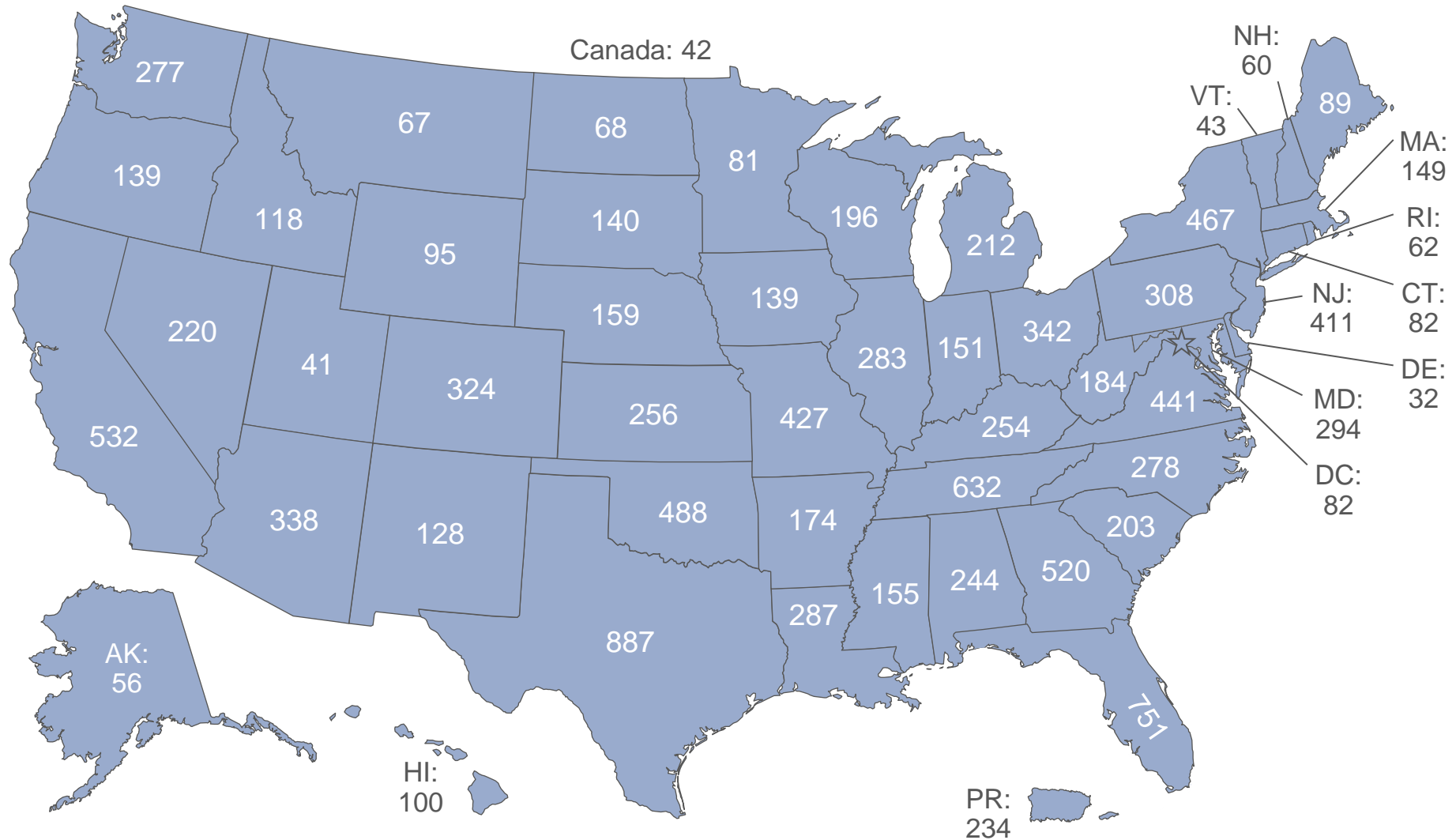


465 Number of TtT Sessions Conducted

TIM Training Program Implementation Progress

TtT Session Participants

- As of July 15, 2020

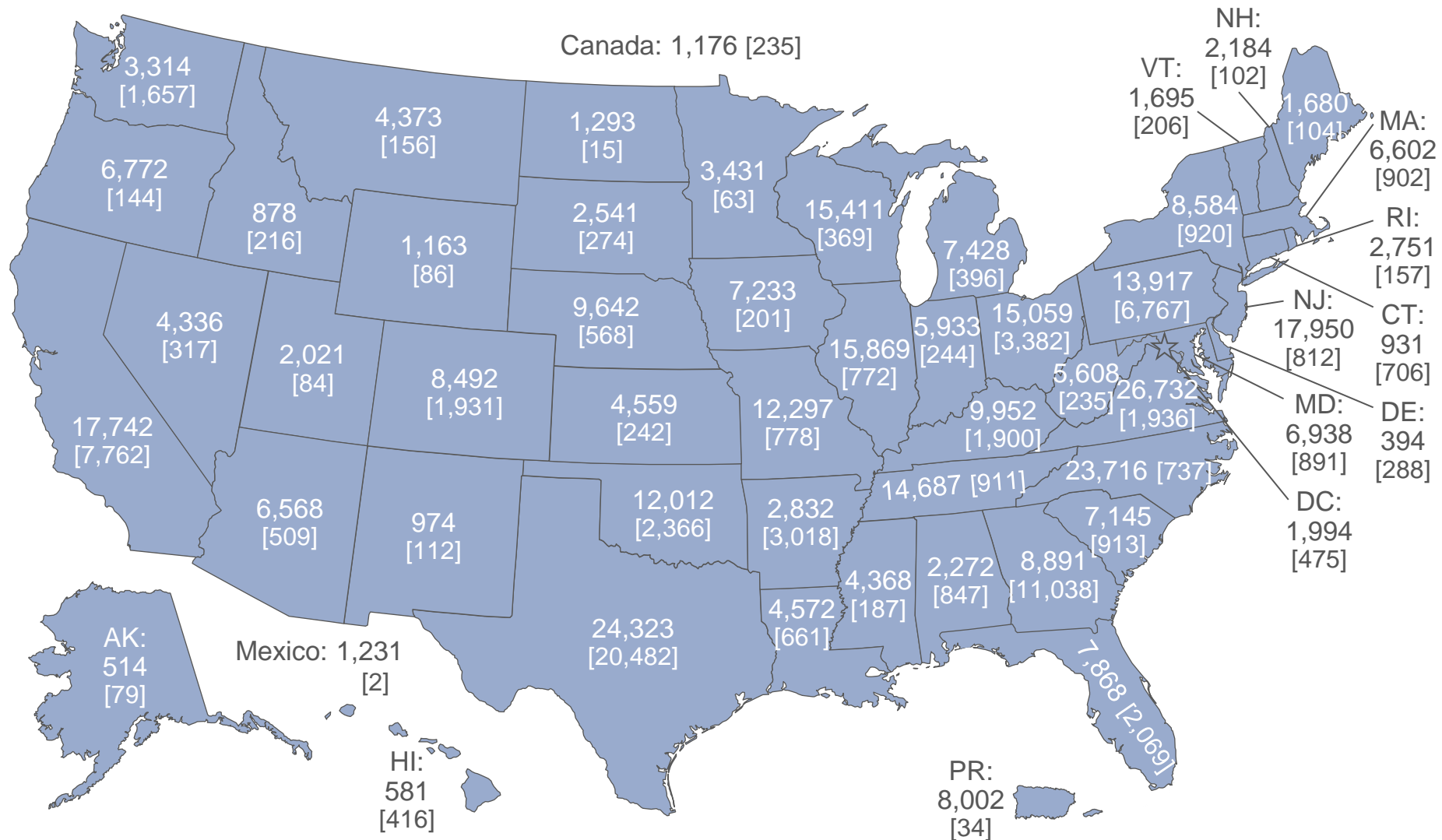


12,742 Number of Trainers Trained

TIM Training Program Implementation Progress

Responder Training: In-Person & WBT

- As of July 15, 2020

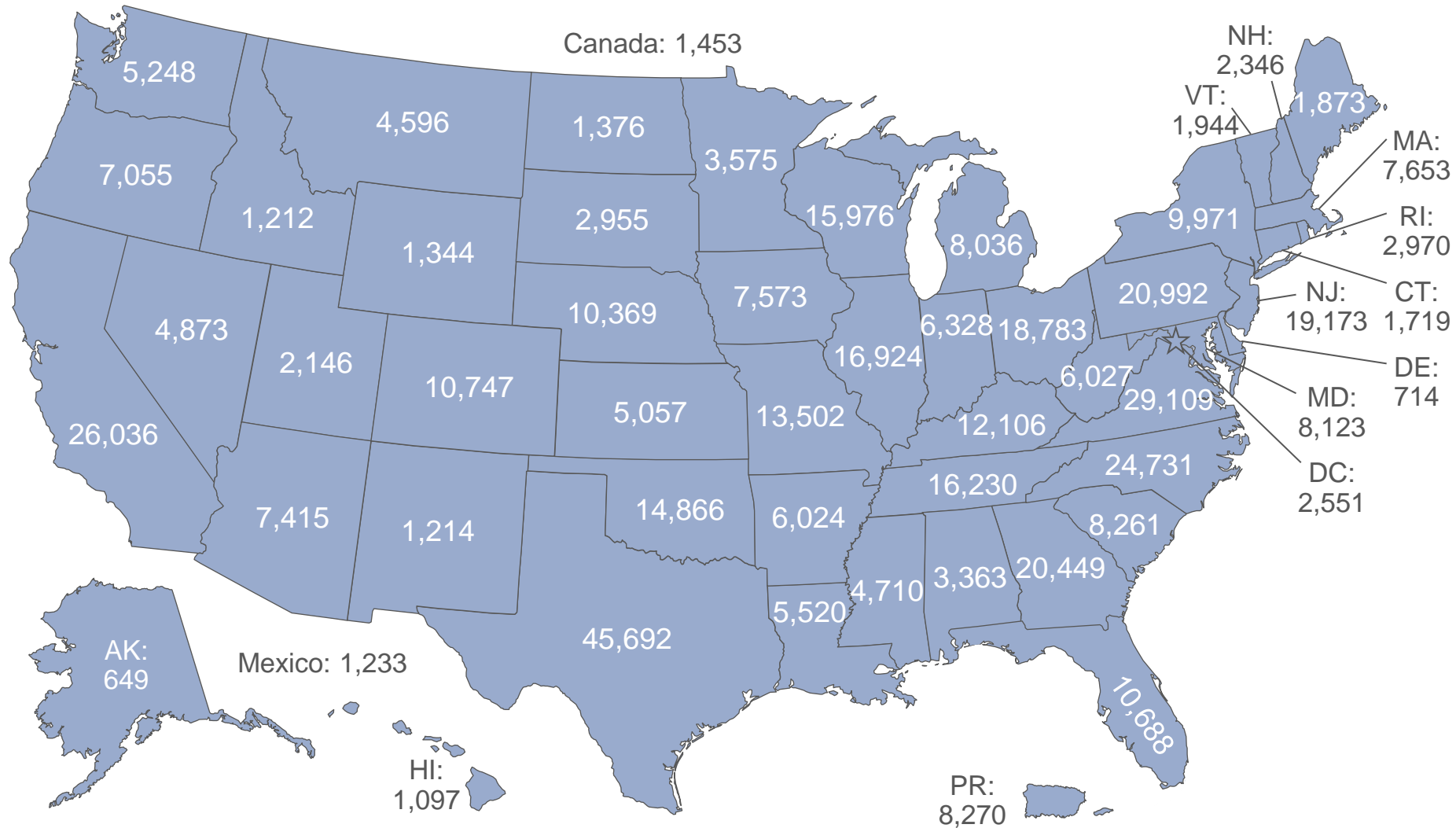


Number of Responders Trained: In-Person - **389,431** Web-Based Training (WBT) - **[80,674]**

TIM Training Program Implementation Progress

Total Trained

- As of July 15, 2020

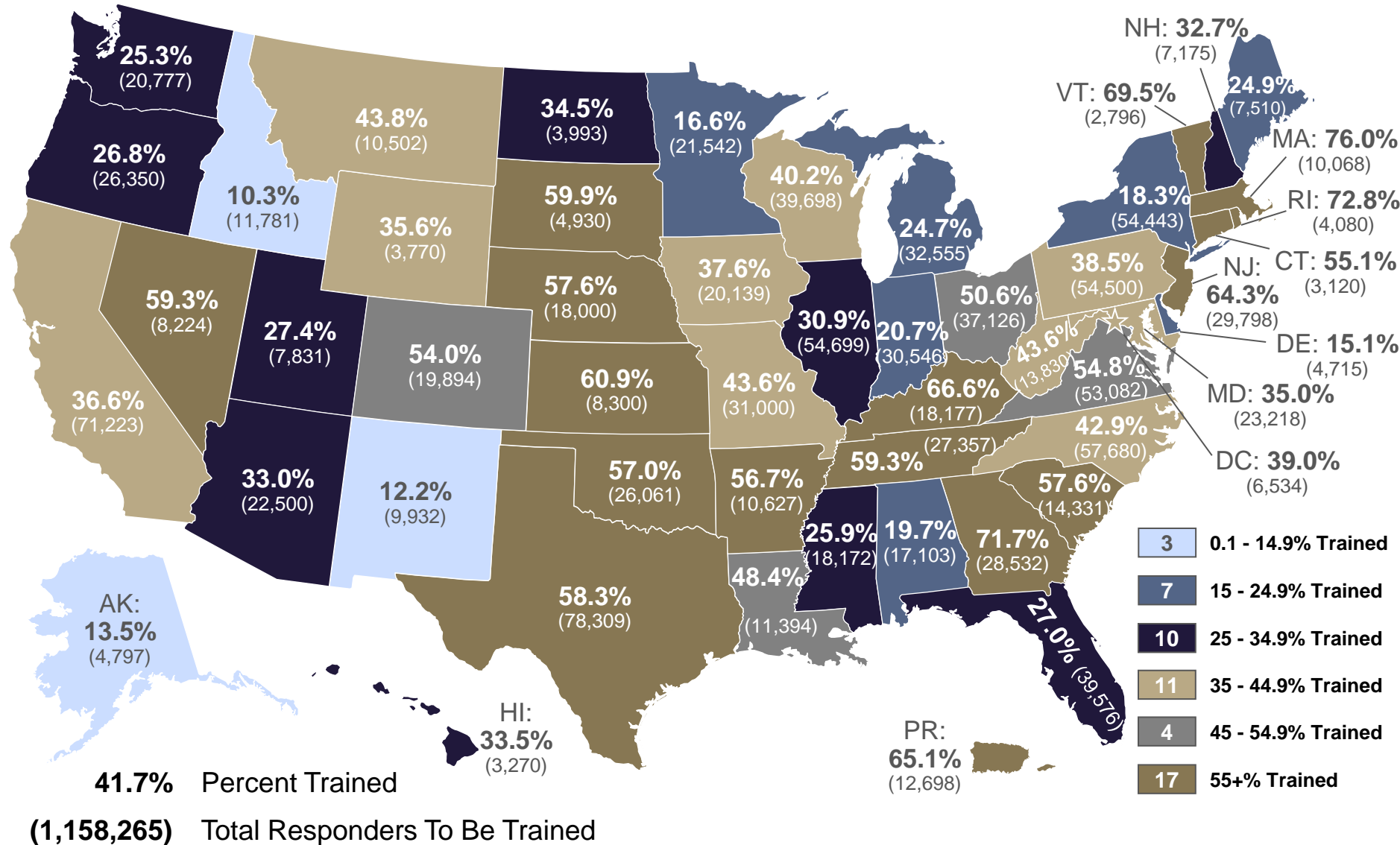


482,847 Total Trained

TIM Training Program Implementation Progress

Percent Trained – Goal of 45%

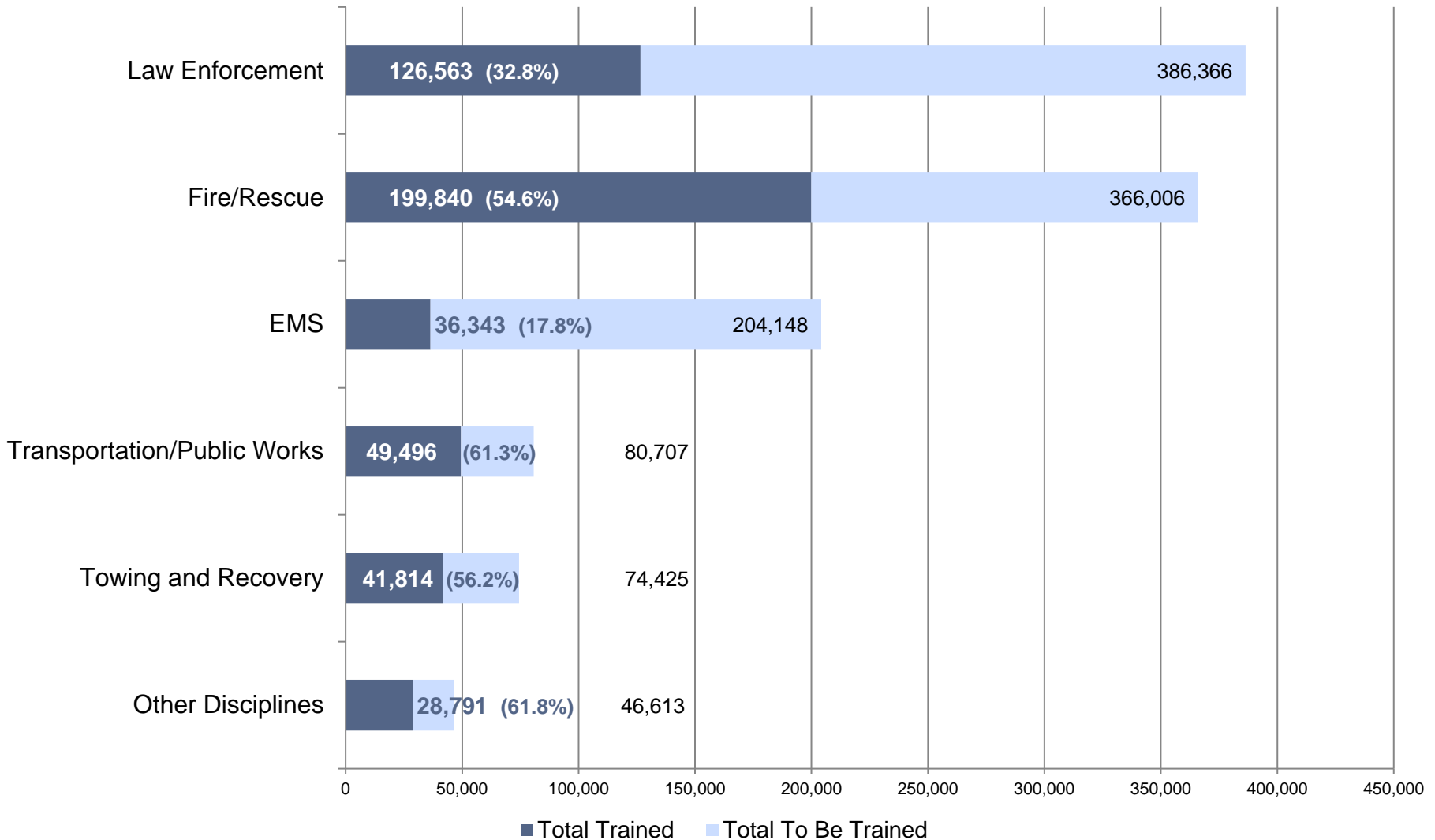
- As of July 15, 2020



TIM Training Program Implementation Progress

Total Trained By Discipline

- As of July 15, 2020



* The NHI WBT total for the time period between 10/01/14 and 09/30/16 is reported as "Other Disciplines"

NTIRAW

November 9-15, 2020

Police | Fire/Rescue | Emergency Medical Services | Towing & Recovery | Transportation/Public Works

National Traffic Incident Response Awareness Week



Slow Down. Move Over. Be Safe.

Thank you, be Safe!

